


Here are images of the front and back covers of the FSMs I can find.

Here is the front of part # 99932-539-01 – which is for the B1 only




Here is the back of 99932-539-01 – note it does not have a table of the models covered – it is for the B1 only



Here is the front of part# 99924-1001-01



Here is the back of part# 99924-1001-01 – note table showing B1 C1 models covered



Here is the front of part # 99924-1001-02



Here is the table on the back of 99924-100102 which shows it covers B1,B2,C1,C2,D1

MODEL APPLICATION			
Year	Model	Beginning Frame No.	Remarks
1977	KZ650-B1	KZ650B-000001~	Wire-spoke wheels, front disc and rear drum brakes
1978	KZ650-B2	KZ650B-027501~	Automatic fuel tap added, Dynamo and regulator changed
1977	KZ650-C1	KZ650C-000001~	Cast wheels, front dual-disc and rear disc brakes
1978	KZ650-C2	KZ650C-010001~	Automatic fuel tap added, Dynamo and regulator changed
1978	KZ650-D1	KZ650D-000001~	Cast wheels, front dual-disc and rear disc brakes, crossed exhaust pipes

Here is the front of part# 99924-1001-03



Here is the back of part # 99924-1001-03 – note table showing this FSM is for B1,B2,B3C1,C2,C3,D1,D2

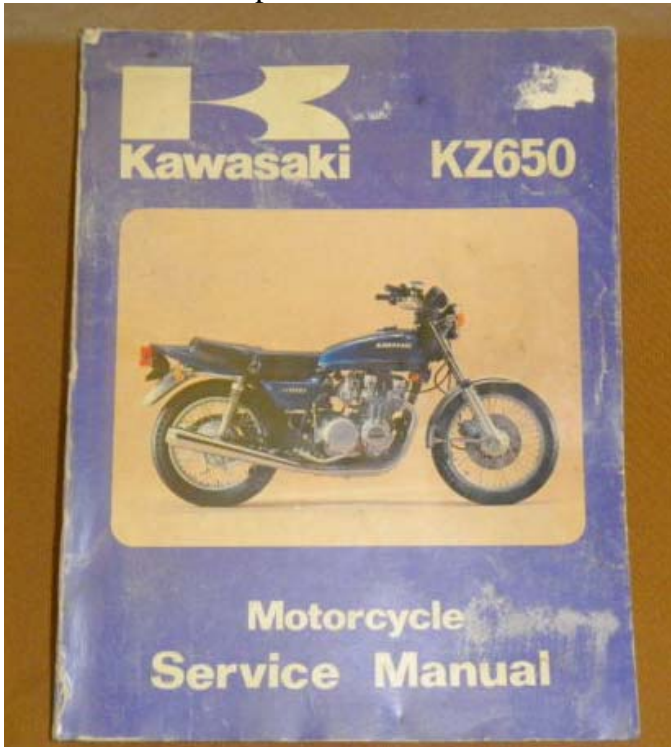
MODEL IDENTIFICATION			
Year	Model	Beginning Frame No.	Remarks
1977	KZ650-B1	KZ650B-000001~	Wire-spoke wheels, front disc and rear drum brakes
1978	KZ650-B2	KZ650B-027501~	Automatic fuel tap added, dynamo and regulator changed
1979	KZ650-B3 (other than US Model)	KZ650B-046201~	Automatic camshaft chain tensioner added
1977	KZ650-C1	KZ650C-000001~	Cast wheels, front dual-disc and rear disc brakes
1978	KZ650-C2	KZ650C-010001~	Automatic fuel tap added, dynamo and regulator changed
1979	KZ650-C3 (other than US Model)	KZ650C-022801~	Automatic camshaft chain tensioner added
1978	KZ650-D1	KZ650D-000001~	Cast wheels, front dual-disc and rear disc brakes, crossed exhaust pipes
1979	KZ650-D2 (other than US Model)	KZ650D-010601~	Automatic camshaft chain tensioner added

**KAWASAKI**  
HEAVY INDUSTRIES, LTD.  
MOTORCYCLE DIVISION


Part No. 99924-1001-03

LOCATION  
G082H  
PART NO.  
99924-1001-03  
SERVICE MANU  
6011-40-30  
DEALER NO. ORDER NO. 2198 6011-0 100


Here is the front of part # 99924-1007-01



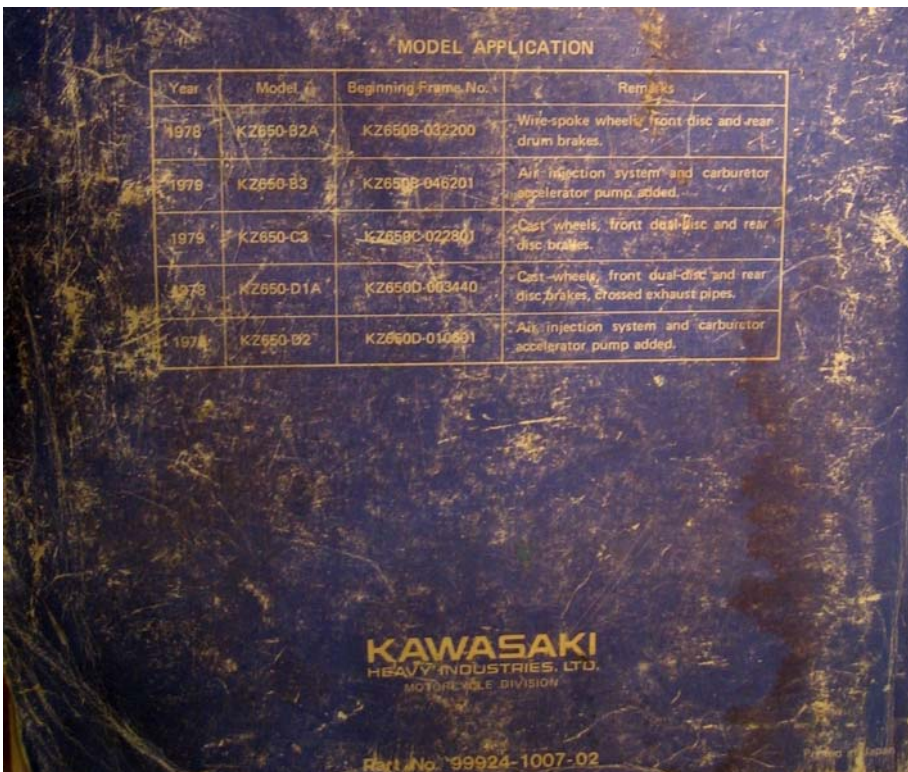
Here is the back of 99924-1007-01 Note the table indicates it covers the B2A and D1A models only




Here is the front of part# 99924-1007-02



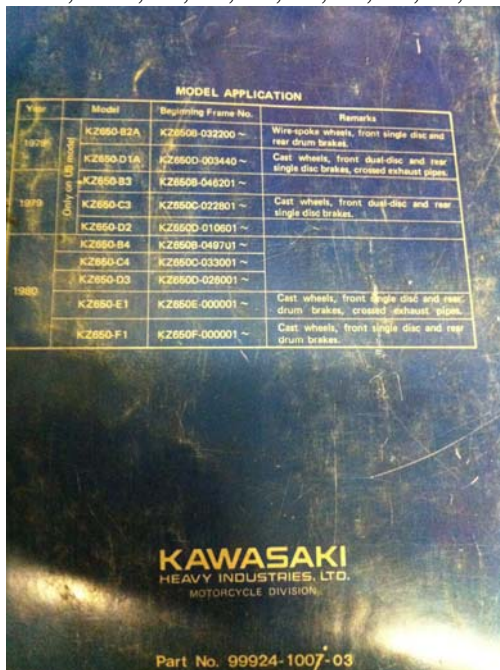
Here is the back of part#99924-1007-02 – note table showing it covers B2A, B3,C3,D1A and D2



Here is front of part# 99924-1007-03




Here is the back of part # 99924-1007-03 – note table indicating it covers B2A,D1A,B3,C3,D2,B4,C4,D3,E1,F1



Here is front of part# 99924-1028-01



Here is the back of part# 99924-1028-01 – note table indicates it covers D4,F2,H1



Here is the front of part# 99924-1028-02



Here is the back of part# 99924-1028-02 – note table indicates D4,F2,H1,F3,H2 models are covered



Here is the front of part# 99924-1028-03



Here is the back of part# 99924-1028-03 – note table indicates D4,F2,H1,F3,H2,H3,F4 models are covered

